

Features

PolyCoil heat exchangers are an all plastic heat exchangers with superior corrosion resistance. They provide high heat transfer performance through 440 ultra-thin walled tubes. Superior durability is achieved by a plastic-to-plastic weld of each individual tube to their manifold allowing for high operating pressures. PolyCoil exchangers are extremely light weight making installation easy and provide a very low internal pressure drop. They are suitable for use with air-to-liquid and liquid-to-liquid applications. Multiple banks/arrays of exchangers can be connected together easily utilizing a built in compression snap clip (supplied) allowing the side frame on each unit to be firmly linked. All heat exchangers undergo two pressurized leak detection tests before shipping.

Applications

- Cooling Towers
- HVAC (non-refrigerants)
- Geothermal
- Marine, Swimming Pools
- Automotive
- Radiant Heating/Cooling



Materials

Exchanger	Nylon
Baffles	ABS, Nylon
Side Frame	PVC, Nylon

Physical Details

Dimension (LxWxH)	62.75in x 11in x 3in
Tube Length	57.0 in
Dry Weight	8.4 lb
Internal Fluid Volume	1.03 gal
Number of Tubes	440
Tube Diameter	0.118in

Connections

Available: (1in)	Hose Barb, PEX, NPT
Clamp Torque Spec	35 in-lb

Operating Conditions

Nylon	
Operating Pressure	80 psi @ 80°F
Burst Pressure	400 psi
Temperature Range	-40°F to 185°F
Flow Rate	60 GPM (max)

Fluid Compatibility

Water
Glycols
Salt/Brine Solutions
Hydrocarbons & Oils
Chloride Solutions (Nylon 612 only)
**For additional fluids or a comprehensive list please contact us*

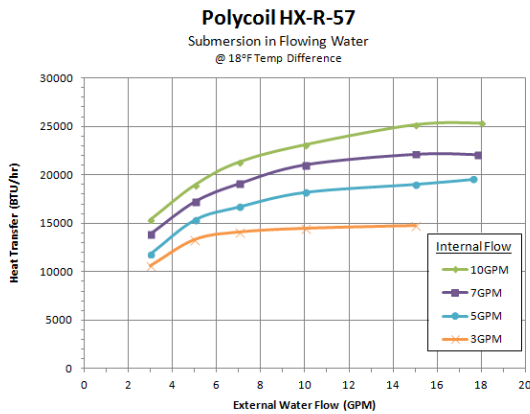
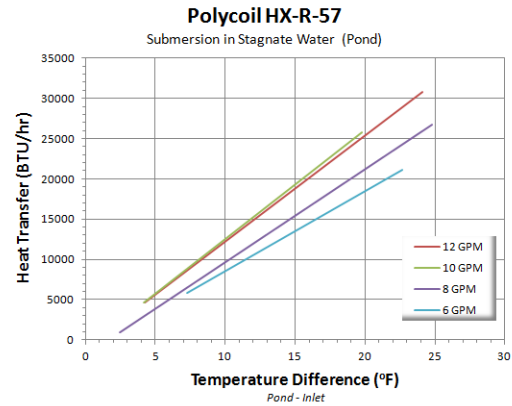
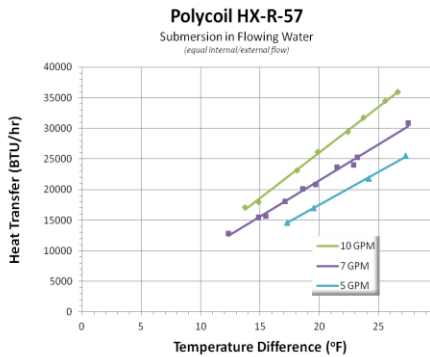
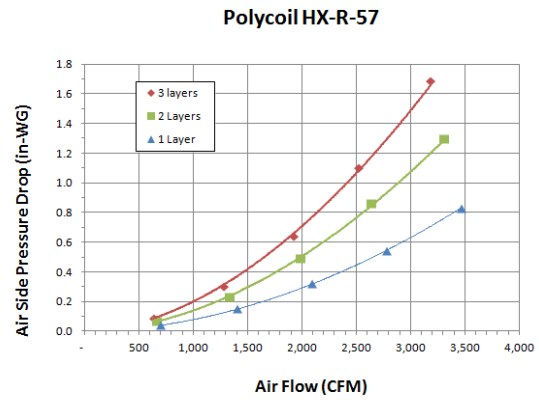
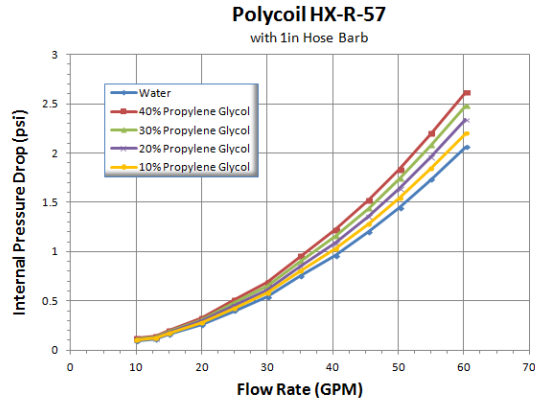
Warranty

3-year limited warranty on all materials

Durability

250,000 Pressure Cycle @ 120psi

Performance



Model Number

HX- R- 57- NY- 1- HB -1-1-RL- A

Type Of Heat Exchanger	Tube Length	Material Type	Connection Size	Connection Type	Side Frame Material	Baffle Material	Header Orientation	Stacking Pins
R = Rectangular	72 = 72in	NY = Nylon/Polyamide 612	1 = 1in	HB = Hose Barb	1 = PVC	1 = ABS	RL = Right/Left	A = Front Face
C = Curved	57 = 57in	PA66 = Nylon/Polyamide 66	2 = 0.5 in	PR = Propex	2 = Nylon	2 = Nylon	LL = Left/Left	B = Top Face
T = Tube & Shell	48 = 48in		3 = 0.75in	FNPT = Pipe Thread	3 = HDPE	3 = HDPE	RR = Right/Right	C = Both Faces
	42 = 42in		4 = custom	MNPT = Pipe Thread	4 = Custom	4 = Custom		
	28 = 28in			CUST = Custom				
	12 = 12.63in							
	XX = Custom							

